

M V G R COLLEGE OF ENGINEERING(A)

Chintalavalasa, Vizianagaram-535005

Accredited by NAAC with 'A' Grade & Listed u/s 2(f) & 12(B) of UGC
(Approved by AICTE, New Delhi and Permanently Affiliated by JNTUK-Kakinada)

2.6.3.

Pass percentage of students (Data for the latest completed academic year)

CONTENTS

Annual reports:

S. No.	Description	Pages
1	2019-20	01 to 20
2	2018-19	
3	2017-18	
4	2016-17	
5	2015-16	



**Annual Report of Examination & Evaluation for the
Academic Year: 2019-2020**

Preamble: MVGR College of Engineering affiliated to JNTUniversity, Kakinada, was established in 1997 and was conferred Autonomous status from the academic year 2015-2016. Institution runs 7 UG Programs, 5 PG Programs leading to B.Tech & M. Tech degree. Institute also runs Masters program in Business Administration leading to MBA degree.

The Assessment and Evaluation process to be implemented for the I & II semester students of B.Tech, M.Tech & MBA Programs for the academic year 2019 -2020 were implemented in strict compliance, as per the academic regulations of A2 approved and ratified by Academic Council of the institution. The Assessment and Evaluation for the remaining semesters of B.Tech, M. Tech & MBA program were implemented as per the academic regulations of A1.

The semester wise performances of B.Tech, M.Tech, MBA and results analysis have been furnished hereunder.

**I. Student performance in semester end examination of B.Tech program for the
Academic year 2019-2020**

Table – I

S NO	BRANCH	2019 ADMITTED BATCH						2018 ADMITTED BATCH					
		B.Tech I Semester			B.Tech II Semester			B.Tech III Semester			B.Tech IV Semester		
		APPRD	PASSED	PASS %	APPRD	PASSED	PASS %	APPRD	PASSED	PASS %	APPRD	PASSED	PASS %
1	CE	102	55	53.92	Results pending			123	85	69.11	Results pending		
2	EEE	105	77	73.33	Results pending			123	75	60.98	Results pending		
3	ME	167	127	76.05	Results pending			187	131	70.05	Results pending		
4	ECE	191	156	81.68	Results pending			192	125	65.10	Results pending		
5	CSE	190	165	86.84	Results pending			192	145	75.52	Results pending		
6	CHE	52	30	57.69	Results pending			62	46	74.19	Results pending		
7	IT	63	51	80.95	Results pending			56	40	71.43	Results pending		
TOTAL		870	661	75.98	-	-	-	935	647	69.20	-	-	-

S NO	BRANCH	2017 ADMITTED BATCH						2016 ADMITTED BATCH					
		B.Tech V Semester			B.Tech VI Semester			B.Tech VII Semester			B.Tech VIII Semester		
		APPRD	PASSED	PASS %	APPRD	PASSED	PASS %	APPRD	PASSED	PASS %	APPRD	PASSED	PASS %
1	CE	127	72	56.69	Results pending			127	96	75.59	129	129	100.00
2	EEE	120	88	73.33	Results pending			127	89	70.08	124	124	100.00
3	ME	197	146	74.11	Results pending			205	188	91.71	202	202	100.00
4	ECE	208	160	76.92	Results pending			210	161	76.67	209	209	100.00
5	CSE	187	147	78.61	Results pending			181	159	87.85	183	183	100.00
6	CHE	68	53	77.94	Results pending			65	60	92.31	66	66	100.00
7	IT	59	50	84.75	Results pending			57	48	84.21	58	58	100.00
TOTAL		966	716	74.12	-	-	-	972	801	82.41	971	971	100.00



Since 1997

MVGR College of Engineering (Autonomous)
 VIJAYARAM NAGAR CAMPUS, CHINTALAVALLASA, VIZIANAGARAM-535005
 Phone: 08922 - 241199, 241732, e-mail: info@mvgrce.edu.in
 Website: www.mvgrce.edu.in

33

Examination Section

II. Results of outgoing batch of B.Tech program (2016-2020 batch)

Table – II

Branch	Total No. of students appeared	Total No. of students Passed	No. of students passed with Distinction	No. of students passed with First Class	No. of students passed with Second Class	No. of students passed with Pass Class	Pass %
CE	129	83	60	21	2	0	64.34
EEE	124	105	64	39	2	0	84.68
MEC	202	178	118	57	3	0	88.12
ECE	209	177	157	20	0	0	84.69
CSE	183	152	115	28	9	0	83.06
CHE	66	49	19	24	6	0	74.24
IT	58	49	39	10	0	0	84.48
Total	971	793	572	199	22	0	81.67

III. Student performance in semester end examination of PG programs (M.Tech, MBA)

Table – III

S NO	SPEC.	2019 ADMITTED BATCH					
		M.Tech I Semester			M.Tech II Semester		
		TOTAL STR	TOTAL PASS	PASS %	TOTAL STR	TOTAL PASS	PASS %
1	SE	8	5	62.50	Results pending		
2	PS	3	3	100	Results pending		
3	PDM	9	9	100	Results pending		
4	VLSI	4	4	100	Results pending		
5	CNIS	5	2	40.00	Results pending		

2018 ADMITTED BATCH					
M.Tech III Semester			M.Tech IV Semester		
TOTAL STR	TOTAL PASS	PASS %	TOTAL STR	TOTAL PASS	PASS %
17	17	100.0	4	4	100.0
5	5	100.0	0	0	100.0
13	13	100.0	8	8	100.0
12	12	100.0	12	12	100.0
4	4	100.0	4	4	100.0
2017 ADMITTED BATCH					
1	SE	01	01	100.00	
2	PDM	02	02	100.00	

S NO	BRANCH	2019 ADMITTED BATCH					
		MBA I Semester			MBA II Semester		
		TOTAL STR	TOTAL PASS	PASS %	TOTAL STR	TOTAL PASS	PASS %
1	MBA	116	114	98.28	Results pending		

2018 ADMITTED BATCH					
MBA III Semester			MBA IV Semester		
TOTAL STR	TOTAL PASS	PASS %	TOTAL STR	TOTAL PASS	PASS %
115	114	99.13	116	113	97.41

Maharaj Vijayaram Gajapathi Raj College of Engineering (Autonomous)
 Approved by AICTE, New Delhi, and Permanently Affiliated to JNTU, Kakinada
 Listed U/S 2(f) & 12 (B) of the UGC Act 1956



Since 1997

MVGR College of Engineering (Autonomous)
VIJAYARAM NAGAR CAMPUS, CHINTALAVALLASA, VIZIANAGARAM-535005
Phone: 08922 - 241199, 241732, e-mail: info@mvgrce.edu.in
Website: www.mvgrce.edu.in

33

Examination Section

IV. Results of outgoing batch of PG programs (M.Tech & MBA) 2018-2020

Table – IV

Course: M.Tech						
Specialization	Total No. of students appeared	Total No. of students Passed	No. of students passed with Distinction	No. of students passed with First Class	No. of students passed with Second Class	Pass %
Structural Engg (SE)	4	4	4	0	0	100.0
Power Systems (PS)	0	0	0	0	0	100.0
Product Design and Manufacturing (PDM)	8	8	8	0	0	100.0
VLSI	12	12	12	0	0	100.0
Computer Networks and Information Security (CNIS)	4	4	4	0	0	100.0

Course	Total No. of students registered	Total No. of students Passed	No. of students passed with Distinction	No. of students passed with First Class	No. of students passed with Second Class	Pass %
MBA	116	108	98	10	0	93.10

Maharaj Vijayaram Gajapathi Raj College of Engineering (Autonomous)
Approved by AICTE, New Delhi, and Permanently Affiliated to JNTU, Kakinada
Listed U/S 2(f) & 12 (B) of the UGC Act 1956



Since 1997

MVGR College of Engineering (Autonomous)
VIJAYARAM NAGAR CAMPUS, CHINTALAVALASA, VIZIANAGARAM-535005
Phone: 08922 - 241199, 241732, e-mail: info@mvgrce.edu.in
Website: www.mvgrce.edu.in


33

Examination Section

V. Number of Days from the Last Semester End Examination till the Declaration of Results and details of Revaluation Cases (UG & PG)

Table – V

Course	Program code	Academic Year : 2019 -2020 Semester / year	Last date of the last semester-end / year - end examination	Date of declaration of results of semester-end / year - end examination	Number of complaints / grievances	Number of revaluation cases where Marks / Grades were changed
B.Tech	UG	I Semester	25/01/2020	29/02/2020	11	2
B.Tech	UG	II Semester	09/01/2021		Assessment is in process	
B.Tech	UG	III Semester	09/11/2019	25/11/2019	34	12
B.Tech	UG	IV Semester	24/12/2020		Assessment is in process	
B.Tech	UG	V Semester	09/11/2019	17/12/2019	43	16
B.Tech	UG	VI Semester	28/11/2020		Assessment is in process	
B.Tech	UG	VII Semester	07/12/2019	23/01/2020	45	7
B.Tech	UG	VIII Semester	20/09/2020	01/10/2020	NIL	NIL
M.TECH	PG	I Semester	29/02/2020	19/06/2020	NA	NA
M.TECH	PG	II Semester	21/11/2020		NA	NA
MBA	PG	I Semester	08/02/2020	19/06/2020	NA	NA
MBA	PG	II Semester	24/11/2020		NA	NA
MBA	PG	III Semester	14/12/2019	24/01/2020	NA	NA
MBA	PG	IV Semester	28/09/2020	11/11/2020	NA	NA


CONTROLLER OF EXAMINATIONS
Controller of Examinations
MVGR College of Engineering (A)
VIZIANAGARAM-535005


PRINCIPAL
PRINCIPAL
MVGR College of Engineering (A)
Vijayaramnagar, Chintalavalasa
Vizianagaram-535005.

Maharaj Vijayaram Gajapathi Raj College of Engineering (Autonomous)
Approved by AICTE, New Delhi, and Permanently Affiliated to JNTU, Kakinada
Listed U/S 2(f) & 12 (B) of the UGC Act 1956



**Annual Report of Examination & Evaluation for the
Academic Year: 2018-2019**

Preamble: MVGR College of Engineering affiliated to JNTU University, Kakinada, was established in 1997 and was conferred Autonomous status from the academic year 2015-2016. Institution runs 7 UG Programs, 5 PG Programs leading to B.Tech & M. Tech degree. Institute also runs Masters program in Business Administration leading to MBA degree.

The Assessment and Evaluation process to be implemented for the I, II, III, IV, V, VI, VII & VIII semester students of B.Tech & I, II, III & IV semester students of M.Tech & MBA Programs for the academic year 2018 -2019 were implemented in strict compliance, as per the academic regulations of AI approved and ratified by Academic Council of the institution.


The semester wise performances of B.Tech, M.Tech, MBA and results analysis have been furnished hereunder.

**I. Student performance in semester end examination of B.Tech program for the
Academic year 2018-2019**

Table - I

S NO	BRANCH	2018 ADMITTED BATCH						2017 ADMITTED BATCH					
		B.Tech I Semester			B.Tech II Semester			B.Tech III Semester			B.Tech IV Semester		
		APPRD	PASSED	PASS %	APPRD	PASSED	PASS %	APPRD	PASSED	PASS %	APPRD	PASSED	PASS %
1	CE	120	76	63.33	117	50	42.74	138	100	72.46	136	110	80.88
2	EEE	103	68	66.02	104	46	44.23	130	75	57.69	119	95	79.83
3	ME	178	139	78.09	173	111	64.16	210	116	55.24	205	172	83.90
4	ECE	177	134	75.71	175	134	76.57	212	151	71.23	208	152	73.08
5	CSE	179	144	80.45	175	130	74.29	195	144	73.85	188	122	64.89
6	CHE	56	35	62.50	56	40	71.43	69	40	57.97	70	53	75.71
7	IT	58	35	60.34	55	32	58.18	60	47	78.33	60	40	66.67
TOTAL		871	631	72.45	855	543	63.51	1014	673	66.37	986	744	75.46

S NO	BRANCH	2016 ADMITTED BATCH						2015 ADMITTED BATCH					
		B.Tech V Semester			B.Tech VI Semester			B.Tech VII Semester			B.Tech VIII Semester		
		APPRD	PASSED	PASS %	APPRD	PASSED	PASS %	APPRD	PASSED	PASS %	APPRD	PASSED	PASS %
1	CE	138	80	57.97	138	96	69.57	126	101	80.16	126	126	100.00
2	EEE	128	88	68.75	128	93	72.66	128	120	93.75	129	129	100.00
3	ME	213	136	63.85	208	177	85.10	203	186	91.63	204	204	100.00
4	ECE	207	164	79.23	206	168	81.55	206	187	90.78	205	205	100.00
5	CSE	186	146	78.49	187	149	79.68	194	171	88.14	195	195	100.00
6	CHE	66	43	65.15	66	40	60.61	62	48	77.42	63	63	100.00
7	IT	56	44	78.57	57	49	85.96	45	42	93.33	45	45	100.00
TOTAL		994	701	70.52	990	772	77.98	964	855	88.69	967	967	100.00



II. Results of outgoing batch of B.Tech program (2015-2019 batch)

Table – II

Branch	Total No. of students appeared	Total No. of students Passed	No. of students passed with Distinction	No. of students passed with First Class	No. of students passed with Second Class	No. of students passed with Pass Class	Pass %
CE	127	115	63	34	18	0	90.55
EEE	130	124	76	39	9	0	95.38
MEC	204	199	156	41	2	0	97.55
ECE	206	191	154	33	4	0	92.72
CSE	195	173	98	53	21	1	88.72
CHE	64	59	27	29	3	0	92.19
IT	45	43	26	14	3	0	95.56
Total	971	904	600	243	60	1	93.10

III. Student performance in semester end examination of PG programs (M.Tech, MBA)

Table – III

S NO	SPEC.	2018 ADMITTED BATCH					
		M.Tech I Semester			M.Tech II Semester		
		TOTAL STR	TOTAL PASS	PASS %	TOTAL STR	TOTAL PASS	PASS %
1	SE	17	13	76.47	17	12	70.59
2	PS	6	2	33.33	6	03	50
3	PDM	13	13	100	13	13	100
4	CS	-	-	-	-	-	-
5	VLSI	12	10	83.3	12	12	100
6	CNIS	4	4	100	4	4	100

2017 ADMITTED BATCH					
M.Tech III Semester			M.Tech IV Semester		
TOTAL STR	TOTAL PASS	PASS %	TOTAL STR	TOTAL PASS	PASS %
15	15	100.0	11	11	100.00
6	6	100.0	3	3	100.00
13	13	100.0	9	9	100.00
5	5	100.0	5	5	100.00
5	5	100.0	5	5	100.00
3	3	100.0	1	1	100.00
2016 ADMITTED BATCH					
1	SE	03	03	100.00	
2	MD	01	01	100.00	

S NO	BRAN CH	2018 ADMITTED BATCH					
		MBA I Semester			MBA II Semester		
		TOTAL STR	TOTAL PASS	PASS %	TOTAL STR	TOTAL PASS	PASS %
1	MBA	117	89	76.07	117	115	98.29

2017 ADMITTED BATCH					
MBA III Semester			MBA IV Semester		
TOTAL STR	TOTAL PASS	PASS %	TOTAL STR	TOTAL PASS	PASS %
111	106	95.50	110	110	100.00



IV. Results of outgoing batch of PG programs (M.Tech & MBA) 2017-2019

Table – IV

Course: M.Tech						
Specialization	Total No. of students appeared	Total No. of students Passed	No. of students passed with Distinction	No. of students passed with First Class	No. of students passed with Second Class	Pass %
Structural Engg (SE)	12	12	12	0	0	100.00
Power Systems (PS)	3	3	3	0	0	100.00
Product Design and Manufacturing (PDM)	11	11	11	0	0	100.00
Communication Systems (CS)	5	5	5	0	0	100.00
VLSI	5	5	5	0	0	100.00
Computer Networks and Information Security (CNIS)	1	1	1	0	0	100.00

Course	Total No. of students registered	Total No. of students Passed	No. of students passed with Distinction	No. of students passed with First Class	No. of students passed with Second Class	Pass %
MBA	111	109	76	32	1	98.20



Since 1997

MVGR College of Engineering (Autonomous)
VIJAYARAM NAGAR CAMPUS, CHINTALAVALASA, VIZIANAGARAM-535005
Phone: 08922 - 241199, 241732, e-mail: info@mvgrce.edu.in
Website: www.mvgrce.edu.in

33

Examination Section

V. Number of Days from the Last Semester End Examination till the Declaration of Results and details of Revaluation Cases (UG & PG)

Table - V

Course	Program code	Academic Year : 2018 -2019 Semester / year	Last date of the last semester-end / year - end examination	Date of declaration of results of semester-end / year - end examination	Number of complaints / grievances	Number of revaluation cases where Marks / Grades were changed
B.Tech	UG	I Semester	22/12/2018	31/12/2018	4	1
B.Tech	UG	II Semester	18/05/2019	04/07/2019	20	7
B.Tech	UG	III Semester	24/11/2018	13/12/2018	21	10
B.Tech	UG	IV Semester	04/05/2019	28/06/2019	27	13
B.Tech	UG	V Semester	24/11/2018	08/12/2018	15	8
B.Tech	UG	VI Semester	04/05/2019	24/06/2019	39	22
B.Tech	UG	VII Semester	24/11/2018	08/12/2018	11	7
B.Tech	UG	VIII Semester	06/04/2019	06/05/2019	NIL	NIL
M.TECH	PG	I Semester	02/02/2019	23/03/2019	NA	NA
M.TECH	PG	II Semester	03/08/2019	21/09/2019	NA	NA
MBA	PG	I Semester	12/01/2019	23/03/2019	NA	NA
MBA	PG	II Semester	13/07/2019	17/09/2019	NA	NA
MBA	PG	III Semester	15/12/2018	04/02/2019	NA	NA
MBA	PG	IV Semester	11/05/2019	07/06/2019	NA	NA


CONTROLLER OF EXAMINATIONS

Controller of Examinations
MVGR College of Engineering (A)
VIZIANAGARAM-535005


PRINCIPAL

PRINCIPAL
MVGR College of Engineering (A)
Vijayarnagar, Chintalavalasa
Vizianagaram-535005.

Maharaj Vijayaram Gajapathi Raj College of Engineering (Autonomous)
Approved by AICTE, New Delhi, and Permanently Affiliated to JNTU, Kakinada
Listed U/S 2(f) & 12 (B) of the UGC Act 1956



**Annual Report of Examination & Evaluation for the
 Academic Year: 2017-2018**

Preamble: MVGR College of Engineering affiliated to JNTU University, Kakinada, was established in 1997 and was conferred Autonomous status from the academic year 2015-2016. Institution runs 7 UG Programs, 6 PG Programs leading to B.Tech & M. Tech degree. Institute also runs Masters program in Business Administration leading to MBA degree.

The Assessment and Evaluation process to be implemented for the I, II, III, IV, V & VI semester students of B.Tech and I, II, III, IV semester students of M.Tech & MBA Programs for the academic year 2017 -2018 were implemented in strict compliance, as per the academic regulations of AI approved and ratified by Academic Council of the institution. The Assessment and Evaluation for the remaining semesters of B.Tech program were implemented as per the academic regulations (R13) of JNTUK.

The semester wise performances of B.Tech, M.Tech, MBA and results analysis have been furnished hereunder.

**I. Student performance in semester end examination of B.Tech program for the
 Academic year 2017-2018**

Table – I

S NO	BRANCH	2017 ADMITTED BATCH						2016 ADMITTED BATCH					
		B.Tech I Semester			B.Tech II Semester			B.Tech III Semester			B.Tech IV Semester		
		APPRD	PASSED	PASS %	APPRD	PASSED	PASS %	APPRD	PASSED	PASS %	APPRD	PASSED	PASS %
1	CE	106	67	63.21	108	74	68.52	137	79	57.66	139	89	64.03
2	EEE	109	69	63.30	112	74	66.07	133	103	77.44	131	100	76.34
3	ME	175	139	79.43	176	134	76.14	214	158	73.83	214	171	79.91
4	ECE	179	133	74.30	178	139	78.09	210	145	69.05	208	154	74.04
5	CSE	176	122	69.32	175	127	72.57	187	141	75.40	186	106	56.99
6	CHE	51	33	64.71	51	34	66.67	68	49	72.06	68	48	70.59
7	IT	60	44	73.33	60	42	70.00	54	45	83.33	57	33	57.89
TOTAL		856	607	70.91	860	624	72.56	1003	720	71.78	1003	701	69.89

S NO	BRANCH	2015 ADMITTED BATCH						2014 ADMITTED BATCH					
		B.Tech V Semester			B.Tech VI Semester			IV B.Tech I Semester			IV B.Tech II Semester		
		APPRD	PASSED	PASS %	APPRD	PASSED	PASS %	APPRD	PASSED	PASS %	APPRD	PASSED	PASS %
1	CE	131	88	67.18	127	94	74.02	141	117	82.98	141	123	87.23
2	EEE	127	110	86.61	130	105	80.77	134	103	76.86	134	103	76.86
3	ME	204	146	71.57	205	181	88.29	218	195	89	218	211	96.79
4	ECE	208	178	85.58	208	175	84.13	212	158	74.5	212	184	86.8
5	CSE	198	127	64.14	190	146	76.84	197	149	75.63	197	170	86.29
6	CHE	63	40	63.49	63	46	73.02	57	24	42.11	57	32	56.14
7	IT	48	35	72.92	46	42	91.30	57	44	77.19	57	52	91.23
TOTAL		979	724	73.95	969	789	81.42	1016	790	77.76	1016	664	65.35



II. Results of outgoing batch of B.Tech program (2014-2018 batch)

Table – II

Branch	Total No. of students appeared	Total No. of students Passed	No. of students passed with Distinction	No. of students passed with First Class	No. of students passed with Second Class	No. of students passed with Pass Class	Pass %
CE	141	125	56	58	11	0	88.65
EEE	134	124	61	51	12	0	92.54
MEC	218	207	141	62	4	0	94.95
ECE	212	199	95	80	24	0	93.87
CSE	197	166	100	64	2	0	84.26
CHE	57	42	16	20	6	0	73.68
IT	57	53	27	20	6	0	92.98
Total	1016	916	496	355	65	0	90.16

III. Student performance in semester end examination of PG programs (M.Tech, MBA)

Table – III

S NO	SPEC.	2017 ADMITTED BATCH					
		M.Tech I Semester			M.Tech II Semester		
		TOTAL STR	TOTAL PASS	PASS %	TOTAL STR	TOTAL PASS	PASS %
1	SE	15	15	100	15	13	86.67
2	PS	6	4	66.67	6	4	66.67
3	MD	-	-	-	-	-	-
4	PDM	13	13	100	13	10	76.92
5	CS	5	5	100	5	5	100
6	VLSI	4	4	100	5	5	100
7	CNIS	3	1	33.33	3	2	66.67

2016 ADMITTED BATCH					
M.Tech III Semester			M.Tech IV Semester		
TOTAL STR	TOTAL PASS	PASS %	TOTAL STR	TOTAL PASS	PASS %
12	12	100.0	07	07	100.0
11	11	100.0	07	07	100.0
09	09	100.0	07	07	100.0
-	-	-	-	-	-
-	-	-	-	-	-
06	06	100.0	06	06	100.0
09	09	100.0	08	08	100.0
2015 ADMITTED BATCH					
1	MD	01	01	100.00	

S NO	BRAN CH	2017 ADMITTED BATCH					
		MBA I Semester			MBA II Semester		
		TOTAL STR	TOTAL PASS	PASS %	TOTAL STR	TOTAL PASS	PASS %
1	MBA	113	100	88.50	111	95	85.59

2016 ADMITTED BATCH					
MBA III Semester			MBA IV Semester		
TOTAL STR	TOTAL PASS	PASS %	TOTAL STR	TOTAL PASS	PASS %
107	102	95.33	108	108	100



IV. Results of outgoing batch of PG programs (M.Tech & MBA) 2016-2018

Table – IV

Course: M.Tech						
Specialization	Total No. of students appeared	Total No. of students Passed	No. of students passed with Distinction	No. of students passed with First Class	No. of students passed with Second Class	Pass %
Structural Engg (SE)	10	10	10	0	0	100.00
Power Systems (PS)	7	7	7	0	0	100.00
Machine Design (MD)	8	8	7	1	0	100.00
VLSI	6	6	6	0	0	100.00
Computer Networks and Information Security (CNIS)	8	8	8	0	0	100.00

Course	Total No. of students registered	Total No. of students Passed	No. of students passed with Distinction	No. of students passed with First Class	No. of students passed with Second Class	Pass %
MBA	108	107	97	10	0	99.07



Since 1997

MVGR College of Engineering (Autonomous)
VIJAYARAM NAGAR CAMPUS, CHINTALAVALASA, VIZIANAGARAM-535005
Phone: 08922 - 241199, 241732, e-mail: info@mvgrce.edu.in
Website: www.mvgrce.edu.in

33

Examination Section

V. Number of Days from the Last Semester End Examination till the Declaration of Results and details of Revaluation Cases (UG & PG)

Table – V

Course	Program code	Academic Year : 2017-2018 Semester / year	Last date of the last semester-end / year - end examination	Date of declaration of results of semester-end / year - end examination	Number of complaints / grievances	Number of revaluation cases where Marks / Grades were changed
B.Tech	UG	I Semester	23/12/2017	30/12/2017	5	2
B.Tech	UG	II Semester	19/05/2018	12/06/2018	8	1
B.Tech	UG	III Semester	16/12/2017	27/12/2017	9	7
B.Tech	UG	IV Semester	12/05/2018	23/05/2018	22	7
B.Tech	UG	V Semester	18/11/2017	15/12/2017	17	7
B.Tech	UG	VI Semester	28/04/2018	16/05/2018	12	4
B.Tech	UG	IV - I Semester	11/11/2017	23/12/2017	256	83
B.Tech	UG	IV - II Semester	21/04/2018	19/05/2018	148	41
M.TECH	PG	I Semester	03/03/2018	06/04/2018	NA	NA
M.TECH	PG	II Semester	11/08/2018	17/09/2018	NA	NA
MBA	PG	I Semester	16/01/2018	20/03/2018	NA	NA
MBA	PG	II Semester	14/07/2018	27/08/2018	NA	NA
MBA	PG	III Semester	02/12/2017	05/02/2018	NA	NA
MBA	PG	IV Semester	05/05/2018	23/05/2018	NA	NA


CONTROLLER OF EXAMINATIONS

Controller of Examinations
MVGR College of Engineering (A)
VIZIANAGARAM-535005


PRINCIPAL

PRINCIPAL
MVGR College of Engineering (A)
Vijayaramnagar, Chintalavalasa
Vizianagaram-535005.

Maharaj Vijayaram Gajapathi Raj College of Engineering (Autonomous)
Approved by AICTE, New Delhi, and Permanently Affiliated to JNTU, Kakinada
Listed U/S 2(f) & 12 (B) of the UGC Act 1956



**Annual Report of Examination & Evaluation for the
Academic Year: 2016-2017**

Preamble: MVGR College of Engineering affiliated to JNTU University, Kakinada, was established in 1997 and was conferred Autonomous status from the academic year 2015-2016. Institution runs 7 UG Programs, 6 PG Programs leading to B.Tech & M. Tech degree. Institute also runs Masters program in Business Administration leading to MBA degree.

The Assessment and Evaluation process to be implemented for the I, II, III & IV semester students of B.Tech and I, II, III, IV semester students of M.Tech & MBA Programs for the academic year 2016 -2017 were implemented in strict compliance, as per the academic regulations of AI approved and ratified by Academic Council of the institution. The Assessment and Evaluation for the remaining semesters of B.Tech program were implemented as per the academic regulations (R13) of JNTUK.

The semester wise performances of B.Tech, M.Tech, MBA and results analysis have been furnished hereunder.

**I. Student performance in semester end examination of B.Tech program for the
Academic year 2016-2017**

Table – I

S NO	BRANCH	2016 ADMITTED BATCH						2015 ADMITTED BATCH					
		B.Tech I Semester			B.Tech II Semester			B.Tech III Semester			B.Tech IV Semester		
		APPRD	PASSED	PASS %	APPRD	PASSED	PASS %	APPRD	PASSED	PASS %	APPRD	PASSED	PASS %
1	CE	109	70	64.22	111	56	50.45	138	86	62.32	134	93	69.40
2	EEE	115	76	66.09	113	61	53.98	140	75	53.57	132	92	69.70
3	ME	180	156	86.67	182	122	67.03	206	173	83.98	206	181	87.86
4	ECE	178	136	76.40	177	135	76.27	208	160	76.92	208	154	74.04
5	CSE	177	128	72.32	174	127	72.99	202	120	59.41	201	142	70.65
6	CHE	55	36	65.45	52	35	67.31	65	29	44.62	64	49	76.56
7	IT	60	39	65.00	57	45	78.95	54	32	59.26	51	39	76.47
TOTAL		874	641	73.34	866	581	67.09	1013	675	66.63	996	750	75.30

S NO	BRANCH	2014 ADMITTED BATCH						2013 ADMITTED BATCH					
		III B.Tech I Semester			III B.Tech II Semester			IV B.Tech I Semester			IV B.Tech II Semester		
		APPRD	PASSED	PASS %	APPRD	PASSED	PASS %	APPRD	PASSED	PASS %	APPRD	PASSED	PASS %
1	CE	145	85	58.62	145	100	68.97	140	118	84.29	139	136	97.84
2	EEE	136	107	74.26	134	95	70.90	135	120	88.89	135	120	88.89
3	ME	218	189	87.00	218	184	84.40	213	176	83	213	202	94.84
4	ECE	215	151	70.20	215	154	71.63	208	149	71.6	208	180	86.50
5	CSE	201	148	73.63	199	137	68.84	141	121	85.82	141	113	80.14
6	CHE	57	40	70.18	56	41	73.21	63	45	71.43	63	35	55.56
7	IT	58	39	67.24	58	48	82.76	56	38	67.86	56	40	71.43
TOTAL		1030	759	73.69	1025	759	74.05	956	767	80.23	955	826	86.49



II. Results of outgoing batch of B.Tech program (2013-2017 batch)

Table – II

Branch	Total No. of students appeared	Total No. of students Passed	No. of students passed with Distinction	No. of students passed with First Class	No. of students passed with Second Class	No. of students passed with Pass Class	C GRADE	D GRADE	Pass %
							RE ADMITTED R10-R13		
CE	139	119	61	42	15	0	1		85.61
EEE	135	127	65	52	10	0			94.07
MEC	213	206	130	65	10	0		1	96.71
ECE	208	191	105	72	13	0		1	91.83
CSE	141	119	62	53	4	0			84.40
CHE	63	58	40	16	2	0			92.06
IT	56	47	21	21	5	0			83.93
Total	955	867	484	321	59	0	1	2	90.79

III. Student performance in semester end examination of PG programs (M.Tech, MBA)

Table – III

S NO	SPEC.	2016 ADMITTED BATCH					
		M.Tech I Semester			M.Tech II Semester		
		TOTAL STR	TOTAL PASS	PASS %	TOTAL STR	TOTAL PASS	PASS %
1	SE	13	8	61.54	12	10	83.33
2	PS	11	7	63.63	11	10	90.91
3	MD	9	8	88.88	9	8	88.88
4	VLSI	6	6	100.00	6	6	100.00
5	CSE	-	-	-	-	-	-
6	CNIS	9	9	100.00	9	9	100%

2015 ADMITTED BATCH					
M.Tech III Semester			M.Tech IV Semester		
TOTAL STR	TOTAL PASS	PASS %	TOTAL STR	TOTAL PASS	PASS %
14	14	100.0	13	13	100.0
10	10	100.0	6	6	100.0
15	15	100.0	09	09	100.0
17	17	100.0	17	17	100.0
12	12	100.0	11	11	100.0
12	12	100.0	11	11	100.0

S NO	BRANCH	2016 ADMITTED BATCH					
		MBA I Semester			MBA II Semester		
		TOTAL STR	TOTAL PASS	PASS %	TOTAL STR	TOTAL PASS	PASS %
1	MBA	109	108	99.08	108	108	100

2015 ADMITTED BATCH					
MBA III Semester			MBA IV Semester		
TOTAL STR	TOTAL PASS	PASS %	TOTAL STR	TOTAL PASS	PASS %
118	115	97.4	117	117	100



IV. Results of outgoing batch of PG programs (M.Tech & MBA) 2015-2017

Table – IV

Course: M.Tech						
Specialization	Total No. of students appeared	Total No. of students Passed	No. of students passed with Distinction	No. of students passed with First Class	No. of students passed with Second Class	Pass %
Structural Engg (SE)	13	13	13	0	0	100.00
Power Systems (PS)	6	6	6	0	0	100.00
Machine Design (MD)	10	10	10	0	0	100.00
VLSI	17	17	17	0	0	100.00
Computer Science & Engg (CSE)	11	11	11	0	0	100.00
Computer Networks and Information Security (CNIS)	11	11	11	0	0	100.00

Course	Total No. of students registered	Total No. of students Passed	No. of students passed with Distinction	No. of students passed with First Class	No. of students passed with Second Class	Pass %
MBA	117	117	98	19	0	100



Since 1997

MVGR College of Engineering (Autonomous)
VIJAYARAM NAGAR CAMPUS, CHINTALAVALASA, VIZIANAGARAM-535005
Phone: 08922 - 241199, 241732, e-mail: info@mvgrce.edu.in
Website: www.mvgrce.edu.in

33

Examination Section

V. Number of Days from the Last Semester End Examination till the Declaration of Results and details of Revaluation Cases (UG & PG)

Table – V

Course	Program code	Academic Year : 2016 - 2017 Semester / year	Last date of the last semester-end / year - end examination	Date of declaration of results of semester-end / year - end examination	Number of complaints / grievances	Number of revaluation cases where Marks / Grades were changed
B.Tech	UG	I Semester	31/12/2016	06/01/2017	7	1
B.Tech	UG	II Semester	15/07/2017	27/07/2017	10	2
B.Tech	UG	III Semester	17/12/2016	31/12/2016	10	4
B.Tech	UG	IV Semester	17/06/2017	20/06/2017	31	12
B.Tech	UG	III - I Semester	05/11/2016	19/01/2017	333	91
B.Tech	UG	III - II Semester	15/04/2017	08/06/2017	367	134
B.Tech	UG	IV - I Semester	19/11/2016	09/01/2017	341	136
B.Tech	UG	IV - II Semester	29/04/2017	06/06/2017	196	58
M.TECH	PG	I Semester	14/01/2017	19/04/2017	NA	NA
M.TECH	PG	II Semester	15/07/2017	21/09/2017	NA	NA
MBA	PG	I Semester	14/01/2017	20/03/2017	NA	NA
MBA	PG	II Semester	15/07/2017	21/09/2017	NA	NA
MBA	PG	III Semester	03/12/2016	20/03/2017	NA	NA
MBA	PG	IV Semester	06/05/2017	05/06/2017	NA	NA


CONTROLLER OF EXAMINATIONS

Controller of Examinations
MVGR College of Engineering (A)
VIZIANAGARAM-535005


PRINCIPAL

MVGR College of Engineering (A)
Vijayaramnagar, Chintalavalasa
Vizianagaram-535005.

Maharaj Vijayaram Gajapathi Raj College of Engineering (Autonomous)
Approved by AICTE, New Delhi, and Permanently Affiliated to JNTU, Kakinada
Listed U/S 2(f) & 12 (B) of the UGC Act 1956



**Annual Report of Examination & Evaluation for the
Academic Year: 2015-2016**

Preamble: MVGR College of Engineering affiliated to JNTU University, Kakinada, was established in 1997 and was conferred Autonomous status from the academic year 2015-2016. Institution runs 7 UG Programs, 6 PG Programs leading to B.Tech & M. Tech degree. Institute also runs Masters program in Business Administration leading to MBA degree.

The Assessment and Evaluation process to be implemented for the I & II semester students of B.Tech, M.Tech & MBA Programs for the academic year 2015 -2016 were implemented in strict compliance, as per the academic regulations of AI approved and ratified by Academic Council of the institution. The Assessment and Evaluation for the remaining semesters of B.Tech, M. Tech & MBA program were implemented as per the academic regulations (R10 & R13) of JNTUK.

The semester wise performances of B.Tech, M.Tech, MBA and results analysis have been furnished hereunder.

**I. Student performance in semester end examination of B.Tech program for the
Academic year 2015-2016**

Table – I

S NO	BRANC II	2015 ADMITTED BATCH						2014 ADMITTED BATCH					
		B.Tech I Semester			B.Tech II Semester			II B.Tech I Semester			II B.Tech II Semester		
		APPR D	PASSE D	PAS S %	APPR D	PASSE D	PASS %	APPR D	PASSE D	PAS S %	APPR D	PASSE D	PAS S %
1	CE	108	61	56.48	106	62	58.49	145	92	63.45	145	96	66.21
2	EEE	111	59	53.15	110	47	42.73	140	92	65.71	139	85	61.15
3	ME	178	152	85.39	175	138	78.86	222	168	76.00	221	186	84.00
4	ECE	177	136	76.84	178	144	80.90	215	156	72.60	214	128	59.8
5	CSE	173	102	58.96	170	121	71.18	203	130	64.04	203	114	56.16
6	CHE	50	25	50.00	50	33	66.00	58	26	44.83	58	26	44.83
7	IT	57	22	38.60	55	40	72.73	58	43	74.14	58	36	62.07
TOTAL		854	557	65.22	844	585	69.31	1041	707	67.92	1038	671	64.64

S NO	BRANC H	2013 ADMITTED BATCH						2012 ADMITTED BATCH					
		III B.Tech I Semester			III B.Tech II Semester			IV B.Tech I Semester			IV B.Tech II Semester		
		APPR D	PASSE D	PAS S %	APPR D	PASSE D	PASS %	APPR D	PASSE D	PAS S %	APPR D	PASSE D	PAS S %
1	CE	139	96	69.06	140	82	58.57	136	93	68.38	136	89	65.44
2	EEE	138	106	76.81	137	106	77.37	144	105	72.92	143	130	81.81
3	ME	214	178	83.18	214	177	82.71	218	187	85.78	218	190	87.16
4	ECE	210	134	63.81	209	151	72.20	202	146	72.28	202	200	77.20
5	CSE	142	99	70.00	143	112	78.32	132	102	77.27	132	109	82.58
6	CHE	64	57	89.06	64	59	92.19	66	45	68.18	66	57	86.36
7	IT	56	36	65.45	56	40	71.43	49	34	69.39	49	44	89.80
TOTAL		963	706	73.31	963	727	75.49	947	712	75.18	946	819	86.58



II. Results of outgoing batch of B.Tech program (2012-2016 batch)

Table – II

Branch	Total No. of students appeared	Total No. of students Passed	No. of students passed with						Pass %
			O - OUTSTANDING	A - EXCELLENT	B - GOOD	C - FAIR	D - SATISFACTORY	E - AVERAGE	
CE	136	117	1	5	41	50	20	0	86.03
EEE	143	130	0	9	60	48	13	0	90.91
MEC	218	205	0	22	101	74	8	0	94.04
ECE	202	182	0	22	65	75	20	0	90.10
CSE	132	112	0	2	44	46	20	0	84.85
CHE	66	56	0	4	21	21	10	0	84.85
IT	49	44	0	0	13	22	9	0	89.80
Total	946	846	1	64	345	336	100	0	89.43

III. Student performance in semester end examination of PG programs (M.Tech, MBA)

Table – III

S NO	SPEC.	2015 ADMITTED BATCH					
		M.Tech I Semester			M.Tech II Semester		
		APPRD	PASSED	PASS %	APPRD	PASSED	PASS %
1	SE	14	13	92.86	14	12	85.71
2	PS	10	8	80.00	10	8	80.00
3	MD	15	12	80.00	15	10	66.67
4	VLSI	17	17	100.00	17	17	100.00
5	CSE	12	10	83.33	12	10	83.33
6	CNIS	12	8	75.00	12	12	100.00

2014 ADMITTED BATCH					
M.Tech III Semester			M.Tech IV Semester		
APPRD	PASSED	PASS %	APPRD	PASSED	PASS %
14	14	100.0	12	12	100.00
16	16	100.0	14	14	100.00
13	13	100.0	11	11	100.00
18	18	100.0	18	18	100.00
17	17	100.0	17	17	100.00
15	15	100.0	14	14	100.00

S NO	BRANCH	2015 ADMITTED BATCH					
		MBA I Semester			MBA II Semester		
		APPRD	PASSED	PASS %	APPRD	PASSED	PASS %
1	MBA	119	114	95.97	116	115	99.16

2014 ADMITTED BATCH					
MBA III Semester			MBA IV Semester		
APPRD	PASSED	PASS %	APPRD	PASSED	PASS %
90	64	71.11	90	85	94.44



IV. Results of outgoing batch of PG programs (M.Tech & MBA) 2014-2016

Table – IV

Course: M.Tech						
Specialization	Total No. of students appeared	Total No. of students Passed	No. of students passed with Distinction	No. of students passed with First Class	No. of students passed with Second Class	Pass %
Structural Engg (SE)	12	12	12	0	0	100.00
Power Systems (PS)	14	14	8	5	1	100.00
Machine Design (MD)	11	11	8	3	0	100.00
VLSI	18	18	13	5	0	100.00
Computer Science & Engg (CSE)	17	17	11	6	0	100.00
Computer Networks and Information Security (CNIS)	14	14	10	4	0	100.00

Course	Total No. of students registered	Total No. of students Passed	No. of students passed with Distinction	No. of students passed with First Class	No. of students passed with Second Class	Pass %
MBA	90	83	44	39	0	92.22



Since 1997

MVGR College of Engineering (Autonomous)
VIJAYARAM NAGAR CAMPUS, CHINTALAVALASA, VIZIANAGARAM-535005
Phone: 08922 - 241199, 241732, e-mail: info@mvgrce.edu.in
Website: www.mvgrce.edu.in


33

Examination Section

V. Number of Days from the Last Semester End Examination till the Declaration of Results and details of Revaluation Cases (UG & PG)

Table – V

Course	Program code	Academic Year : 2015 -2016 Semester / year	Last date of the last semester-end / year - end examination	Date of declaration of results of semester-end / year - end examination	Number of complaints / grievances	Number of revaluation cases where Marks / Grades were changed
B.Tech	UG	I Semester	02/01/2016	06/01/2016	13	1
B.Tech	UG	II Semester	16/07/2016	01/08/2016	16	7
B.Tech	UG	II - I Semester	12/12/2015	05/03/2016	383	160
B.Tech	UG	II - II Semester	21/11/2015	02/02/2016	450	176
B.Tech	UG	III - I Semester	07/05/2016	08/08/2016	449	253
B.Tech	UG	III - II Semester	16/04/2016	23/06/2016	577	288
B.Tech	UG	IV - I Semester	05/12/2015	29/01/2016	291	112
B.Tech	UG	IV - II Semester	30/04/2016	02/06/2016	149	49
M.Tech	PG	I Semester	20/02/2016	22/03/2016	1	0
M.Tech	PG	II Semester	13/08/2016	23/09/2016	1	1
MBA	PG	I Semester	09/01/2016	06/02/2016	NA	NA
MBA	PG	II Semester	09/07/2016	26/07/2016	NA	NA
MBA	PG	III Semester	30/01/2016	16/06/2016	NA	NA
MBA	PG	IV Semester	09/07/2016	30/09/2016	NA	NA


CONTROLLER OF EXAMINATIONS
Controller of Examinations
MVGR College of Engineering (A)
VIZIANAGARAM-535005


PRINCIPAL
PRINCIPAL
MVGR College of Engineering (A)
Vijayaramnagar, Chintalavalasa
Vizianagaram-535005.

Maharaj Vijayaram Gajapathi Raj College of Engineering (Autonomous)
Approved by AICTE, New Delhi, and Permanently Affiliated to JNTU, Kakinada
Listed U/S 2(f) & 12 (B) of the UGC Act 1956